


[/www.census.gov/en.html](http://www.census.gov/en.html)

Search

U.S. Census Quick Facts

QuickFacts

Ashland city, Oregon

QuickFacts provides statistics for all states and counties, and for cities and towns with a **population of 5,000 or more**.

All Topics	ASHLAND CITY, OREGON
People	
Population	
Population estimates, July 1, 2016, (V2016)	NA
Population estimates, July 1, 2015, (V2015)	20,861
Population estimates base, April 1, 2010, (V2016)	NA
Population estimates base, April 1, 2010, (V2015)	20,078
Population, percent change - April 1, 2010 (estimates base) to July 1, 2016, (V2016)	NA
Population, percent change - April 1, 2010 (estimates base) to July 1, 2015, (V2015)	3.9%
Population, Census, April 1, 2010	20,078
Age and Sex	
Persons under 5 years, percent, July 1, 2015, (V2015)	X
Persons under 5 years, percent, April 1, 2010	3.5%
Persons under 18 years, percent, July 1, 2015, (V2015)	X
Persons under 18 years, percent, April 1, 2010	15.9%
Persons 65 years and over, percent, July 1, 2015, (V2015)	X
Persons 65 years and over, percent, April 1, 2010	17.6%
Female persons, percent, July 1, 2015, (V2015)	X
Female persons, percent, April 1, 2010	53.9%
Race and Hispanic Origin	
White alone, percent, July 1, 2015, (V2015) (a)	X
White alone, percent, April 1, 2010 (a)	90.3%
Black or African American alone, percent, July 1, 2015, (V2015) (a)	X
Black or African American alone, percent, April 1, 2010 (a)	1.1%
American Indian and Alaska Native alone, percent, July 1, 2015, (V2015) (a)	X
American Indian and Alaska Native alone, percent, April 1, 2010 (a)	0.9%
Asian alone, percent, July 1, 2015, (V2015) (a)	X
Asian alone, percent, April 1, 2010 (a)	2.1%
Native Hawaiian and Other Pacific Islander alone, percent, July 1, 2015, (V2015) (a)	X
Native Hawaiian and Other Pacific Islander alone, percent, April 1, 2010 (a)	0.3%
Two or More Races, percent, July 1, 2015, (V2015)	X
Two or More Races, percent, April 1, 2010	4.0%
Hispanic or Latino, percent, July 1, 2015, (V2015) (b)	X
Hispanic or Latino, percent, April 1, 2010 (b)	5.1%
White alone, not Hispanic or Latino, percent, July 1, 2015, (V2015)	X
White alone, not Hispanic or Latino, percent, April 1, 2010	87.4%
Population Characteristics	
Veterans, 2011-2015	1,283
Foreign born persons, percent, 2011-2015	6.1%
Housing	
Housing units, July 1, 2015, (V2015)	X
Housing units, April 1, 2010	10,455
Owner-occupied housing unit rate, 2011-2015	54.3%
Median value of owner-occupied housing units, 2011-2015	\$340,200
Median selected monthly owner costs -with a mortgage, 2011-2015	\$1,684
Median selected monthly owner costs -without a mortgage, 2011-2015	\$568
Median gross rent, 2011-2015	\$959
Building permits, 2015	X
Families and Living Arrangements	
Households, 2011-2015	9,446
Persons per household, 2011-2015	2.10
Living in same house 1 year ago, percent of persons age 1 year+, 2011-2015	73.7%
Language other than English spoken at home, percent of persons age 5 years+, 2011-2015	6.8%
Education	
High school graduate or higher, percent of persons age 25 years+, 2011-2015	96.8%
Bachelor's degree or higher, percent of persons age 25 years+, 2011-2015	57.2%
Health	
With a disability, under age 65 years, percent, 2011-2015	8.2%

Persons without health insurance, under age 65 years, percent	▲ 16.5%
Economy	
In civilian labor force, total, percent of population age 16 years+, 2011-2015	58.4%
In civilian labor force, female, percent of population age 16 years+, 2011-2015	58.8%
Total accommodation and food services sales, 2012 (\$1,000) (c)	89,807
Total health care and social assistance receipts/revenue, 2012 (\$1,000) (c)	D
Total manufacturers shipments, 2012 (\$1,000) (c)	156,837
Total merchant wholesaler sales, 2012 (\$1,000) (c)	117,172
Total retail sales, 2012 (\$1,000) (c)	242,751
Total retail sales per capita, 2012 (c)	\$11,919
Transportation	
Mean travel time to work (minutes), workers age 16 years+, 2011-2015	17.5
Income and Poverty	
Median household income (in 2015 dollars), 2011-2015	\$45,704
Per capita income in past 12 months (in 2015 dollars), 2011-2015	\$30,389
Persons in poverty, percent	▲ 19.0%
Businesses	
Total employer establishments, 2015	X
Total employment, 2015	X
Total annual payroll, 2015 (\$1,000)	X
Total employment, percent change, 2014-2015	X
Total nonemployer establishments, 2014	X
All firms, 2012	3,993
Men-owned firms, 2012	1,756
Women-owned firms, 2012	1,656
Minority-owned firms, 2012	405
Nonminority-owned firms, 2012	3,436
Veteran-owned firms, 2012	269
Nonveteran-owned firms, 2012	3,531
Geography	
Population per square mile, 2010	3,047.2
Land area in square miles, 2010	6.59
FIPS Code	4103050

▲ This geographic level of poverty and health estimates are not comparable to other geographic levels of these estimates

Some estimates presented here come from sample data, and thus have sampling errors that may render some apparent differences between geographies statistically indistinguishable. Click the Quick Info ⓘ icon to the left of each row in TABLE view to learn about sampling error.

The vintage year (e.g., V2015) refers to the final year of the series (2010 thru 2015). Different vintage years of estimates are not comparable.

- (a) Includes persons reporting only one race
- (b) Hispanics may be of any race, so also are included in applicable race categories
- (c) Economic Census - Puerto Rico data are not comparable to U.S. Economic Census data

- D Suppressed to avoid disclosure of confidential information
- F Fewer than 25 firms
- FN Footnote on this item in place of data
- NA Not available
- S Suppressed; does not meet publication standards
- X Not applicable
- Z Value greater than zero but less than half unit of measure shown

QuickFacts data are derived from: Population Estimates, American Community Survey, Census of Population and Housing, Current Population Survey, Small Area Health Insurance Estimates, Small Area Income and Poverty Estimates, State and County Housing Unit Estimates, County Business Patterns, Nonemployer Statistics, Economic Census, Survey of Business Owners, Building Permits.

ABOUT US
<http://www.census.gov/about.html>

- Are You in a Survey?
<http://www.census.gov/programs-surveys/are-you-in-a-survey.html>
- FAQs (<http://ask.census.gov/>)
- Director's Corner
<http://www.census.gov/about/leadership.html>
- Regional Offices
<http://www.census.gov/about/regions.html>
- History
<http://www.census.gov/about/history.html>
- Research
<http://www.census.gov/about/our-research.html>
- Scientific Integrity
<http://www.census.gov/about/policies/quality-control/integrity.html>
- Census Careers
<http://www.census.gov/about/census-careers.html>
- Diversity @ Census
<http://www.census.gov/about/diversity-networks.html>

FIND DATA

- QuickFacts
<http://www.census.gov/data/data-tools/quickfacts.html>
- American FactFinder
<http://www.census.gov/data/data-tools/american-factfinder.html>
- Population Finder
<http://www.census.gov/data/data-tools/interactive-population-map.html>
- 2010 Census
<http://www.census.gov/programs-surveys/decennial-census/2010-census.html>
- Economic Census
<http://www.census.gov/programs-surveys/economic-census.html>
- Interactive Maps
<http://www.census.gov/geography/interactive-maps.html>
- Training & Workshops
<http://www.census.gov/data/training-workshops.html>

BUSINESS & INDUSTRY

- Help With Your Forms
<http://www.census.gov/topics/business/help.html>
- Economic Indicators
<http://www.census.gov/topics/economy/economic-indicators.html>
- Economic Census
<http://www.census.gov/programs-surveys/economic-census.html>
- E-Stats
<http://www.census.gov/programs-surveys/e-stats.html>
- International Trade
<http://www.census.gov/topics/international-trade.html>
- Export Codes
<http://www.census.gov/topics/international-trade/schedule-b.html>
- NAICS
<http://www.census.gov/topics/economy/naics.html>
- Governments
<http://www.census.gov/topics/public-sector.html>

PEOPLE & HOUSEHOLDS

- 2020 Census
<http://www.census.gov/2020census/help.html>
- 2010 Census
<http://www.census.gov/programs-surveys/decennial-census/2010-census.html/>
- American Community Survey
<http://www.census.gov/programs-surveys/acs/>
- Income
<http://www.census.gov/topics/income-poverty/income.html>
- Poverty
<http://www.census.gov/topics/income-poverty/poverty.html>
- Population Estimates
<http://www.census.gov/topics/population-estimates.html>
- Population Projections
<http://www.census.gov/topics/population-projections.html>
- Health Insurance
<http://www.census.gov/topics/health/health-insurance.html>

SPECIAL TOPICS

- Advisors, Centers and Research Programs
<http://www.census.gov/about/partners.html>
- Statistics in Schools
<http://www.census.gov/schools/>
- Tribal Resources (AIAN)
<http://www.census.gov/about/congress-affairs/intergovernmental-affairs/tribal-affairs/tribal-resources.html>
- Emergency Preparedness
<http://www.census.gov/topics/preparedness.html>
- Statistical Abstract
http://www.census.gov/library/publications/series/statistical_abstracts.html
- Special Census Program
<http://www.census.gov/programs-surveys/specialcensus.html>
- Data Linkage Infrastructure
<http://www.census.gov/data/linkage/>

NEWSROOM
<http://www.census.gov/newsroom.html>

- News Releases
<http://www.census.gov/newsroom/press-releases.html>
- Release Schedule
[http://www.calendarwiz.com/calendars/calendar=cens1sample&cid\[\]=31793](http://www.calendarwiz.com/calendars/calendar=cens1sample&cid[]=31793)
- Facts for Features
<http://www.census.gov/newsroom/facts-for-features.html>
- Stats for Stories
<http://www.census.gov/newsroom/stories.html>
- Biogs
http://www.census.gov/about/contact-us/social_media.html

CONNECT WITH US
http://www.census.gov/about/contact-us/social_media.html

[Business Opportunities](http://www.census.gov/about/business-opportunities.html)
[\(/www.census.gov/about/business-opportunities.html\)](http://www.census.gov/about/business-opportunities.html)

[Data Tools](http://www.census.gov/data/data-tools.html)
[\(/www.census.gov/data/data-tools.html\)](http://www.census.gov/data/data-tools.html)

[Survey of Business Owners](http://www.census.gov/programs-surveys/sbo.html)
[\(/www.census.gov/programs-surveys/sbo.html\)](http://www.census.gov/programs-surveys/sbo.html)


[Housing](http://www.census.gov/topics/housing.html)
[\(/www.census.gov/topics/housing.html\)](http://www.census.gov/topics/housing.html)


[International](http://www.census.gov/topics/population/international.html)
[\(/www.census.gov/topics/population/international.html\)](http://www.census.gov/topics/population/international.html)


[Genealogy](http://www.census.gov/topics/population/genealogy.html)
[\(/www.census.gov/topics/population/genealogy.html\)](http://www.census.gov/topics/population/genealogy.html)


[USA.gov](http://www.usa.gov/)
[\(/www.usa.gov/\)](http://www.usa.gov/)


[BusinessUSA.gov](http://business.usa.gov/)
[\(/business.usa.gov/\)](http://business.usa.gov/)


www.facebook.com/uscensusbureau 

www.linkedin.com/company/us-census-bureau 

www.youtube.com/user/uscensusbureau 

www.pinterest.com/uscensusbureau/ 

www.instagram.com/uscensusbureau/ 

public.govdelivery.com/accounts/USCENSUS/subscriber/new 

[Accessibility](http://www.census.gov/about/policies/privacy/privacy-policy.html#par_textimage_1)
[\(/www.census.gov/about/policies/privacy/privacy-policy.html#par_textimage_1\)](http://www.census.gov/about/policies/privacy/privacy-policy.html#par_textimage_1) | [Information Quality](http://www.census.gov/quality/)
[\(/www.census.gov/quality/\)](http://www.census.gov/quality/) | [FOIA](http://www.census.gov/foia/)
[\(/www.census.gov/foia/\)](http://www.census.gov/foia/) | [Data Protection and Privacy Policy](http://www.census.gov/privacy/)
[\(/www.census.gov/privacy/\)](http://www.census.gov/privacy/) | [U.S. Department of Commerce](http://www.commerce.gov/)
[\(/www.commerce.gov/\)](http://www.commerce.gov/)